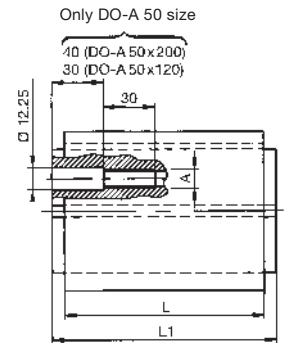
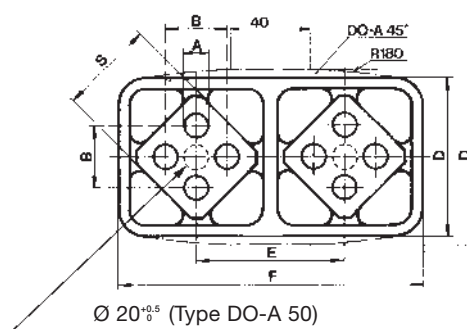
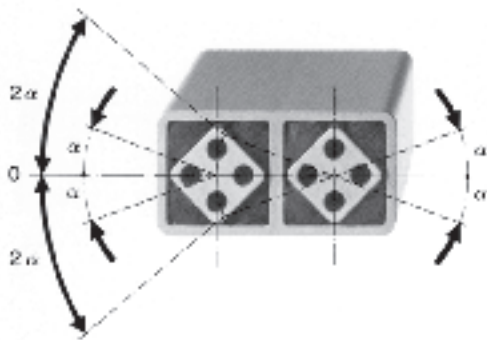




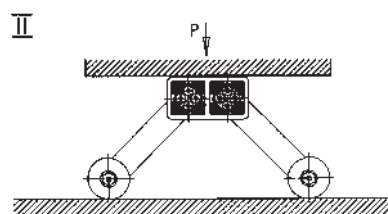
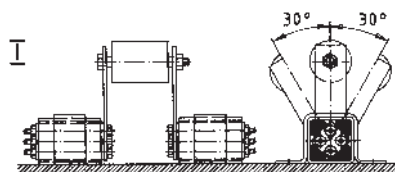
Rubber Suspension Unit

Type DO-A



Art. No.	Type	L	L1- _{0.3}	A ^{+0.5}	B	D	E	F	S	Torque M in Nm at $\pm \alpha$						Weight in kg
										5°	10°	15°	20°	25°	30°	
01 041 001	DO-A 15 x 25	25	30	5	10 ^{±0.2}	28 ^{±0.15}	25.5	53.5 ^{±0.2}	15	0.7	1.6	2.6	4.0	5.7	8.2	0.07
01 041 002	DO-A 15 x 40	40	45	5	10 ^{±0.2}	28 ^{±0.15}	25.5	53.5 ^{±0.2}	15	1.1	2.5	4.2	6.4	9.2	13.2	0.10
01 041 003	DO-A 15 x 60	60	65	5	10 ^{±0.2}	28 ^{±0.15}	25.5	53.5 ^{±0.2}	15	1.6	3.8	6.3	9.6	13.8	19.8	0.15
01 041 004	DO-A 18 x 30	30	35	6	12 ^{±0.3}	34 ^{±0.15}	31	65 ^{±0.2}	18	1.9	4.5	7.5	11.0	15.0	20.6	0.12
01 041 005	DO-A 18 x 50	50	55	6	12 ^{±0.3}	34 ^{±0.15}	31	65 ^{±0.2}	18	3.2	7.5	12.5	18.3	25.0	34.4	0.20
01 041 006	DO-A 18 x 80	80	85	6	12 ^{±0.3}	34 ^{±0.15}	31	65 ^{±0.2}	18	5.1	12.0	20.0	29.3	40.0	55.0	0.30
01 041 007	DO-A 27 x 40	40	45	8	20 ^{±0.4}	47 ^{±0.15}	44	91 ^{±0.2}	27	4.7	10.7	17.5	26.9	39.5	57.0	0.32
01 041 008	DO-A 27 x 60	60	65	8	20 ^{±0.4}	47 ^{±0.15}	44	91 ^{±0.2}	27	7.0	16.0	26.3	40.3	59.3	85.5	0.47
01 041 009	DO-A 27 x 100	100	105	8	20 ^{±0.4}	47 ^{±0.15}	44	91 ^{±0.2}	27	11.7	26.7	43.8	67.2	98.8	142.5	0.78
01 041 010	DO-A 38 x 60	60	70	10	25 ^{±0.4}	63 ^{±0.2}	60	123 ^{±0.3}	38	13.0	30.4	50.6	78.0	113.0	162.0	0.87
01 041 011	DO-A 38 x 80	80	90	10	25 ^{±0.4}	63 ^{±0.2}	60	123 ^{±0.3}	38	17.3	40.5	67.5	104.0	151.0	216.0	1.15
01 041 012	DO-A 38 x 120	120	130	10	25 ^{±0.4}	63 ^{±0.2}	60	123 ^{±0.3}	38	26.0	60.8	101.2	156.0	226.0	324.0	1.68
01 041 013	DO-A 45 x 80	80	90	12	35 ^{±0.5}	85	73	149.4 ^{+1.6/-0.4}	45	27.6	62.4	104.0	160.0	222.0	320.0	1.85
01 041 014	DO-A 45 x 100	100	110	12	35 ^{±0.5}	85	73	149.4 ^{+1.6/-0.4}	45	34.5	78.0	130.0	200.0	278.0	400.0	2.25
01 041 015	DO-A 45 x 150	150	160	12	35 ^{±0.5}	85	73	149.4 ^{+1.6/-0.4}	45	51.8	117.0	195.0	300.0	420.0	600.0	3.35
01 041 016	DO-A 50 x 120	120	130	M12	40 ^{±0.5}	89	78	167	50	51.0	133.0	250.0	395.0	570.0	780.0	5.50
01 041 017	DO-A 50 x 200	200	210	M12	40 ^{±0.5}	89	78	167	50	102.0	260.0	475.0	745.0	1070.0	1450.0	8.50

* DO-A 45 with convex housing shape



Parallel Connection

Arrangements according to fig. I and II offer the doubled torque momentum at constant oscillating angle of $\pm 30^\circ$.