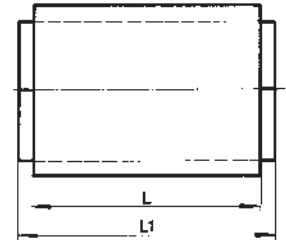
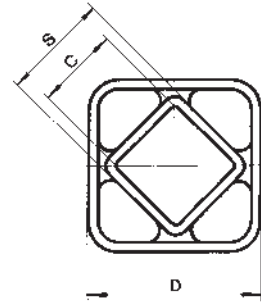



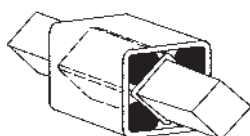


Rubber Suspension Unit

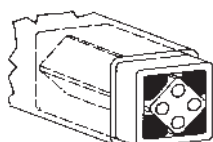
Type DR-S



Art. No.	Type	L	L1-0.3	C*	D**	S	Torque M in Nm at $\Delta \alpha$						Weight in kg
							5°	10°	15°	20°	25°	30°	
01 021 001	DR-S 11 x 20	20	25	8 ^{+0.25}	20 ^{+0.1}	11	0.3	0.8	1.3	2.0	2.9	4.0	0.04
01 021 002	DR-S 11 x 30	30	35	8 ^{+0.25}	20 ^{+0.1}	11	0.4	1.2	2.0	3.1	4.3	6.0	0.05
01 021 003	DR-S 11 x 50	50	55	8 ^{+0.25}	20 ^{+0.1}	11	0.7	2.0	3.4	5.1	7.2	10.0	0.08
01 021 004	DR-S 15 x 25	25	30	11 ^{+0.25}	27 ^{+0.2}	15	0.7	1.6	2.6	4.0	5.7	8.2	0.07
01 021 005	DR-S 15 x 40	40	45	11 ^{+0.25}	27 ^{+0.2}	15	1.1	2.5	4.2	6.4	9.2	13.2	0.12
01 021 006	DR-S 15 x 60	60	65	11 ^{+0.25}	27 ^{+0.2}	15	1.6	3.8	6.3	9.6	13.8	19.8	0.18
01 021 007	DR-S 18 x 30	30	35	12 ^{+0.25}	32 ^{+0.1}	18	1.9	4.5	7.5	11.0	15.0	20.6	0.12
01 021 008	DR-S 18 x 50	50	55	12 ^{+0.25}	32 ^{+0.1}	18	3.2	7.5	12.5	18.3	25.0	34.4	0.20
01 021 009	DR-S 18 x 80	80	85	12 ^{+0.25}	32 ^{+0.1}	18	5.1	12.0	20.0	29.3	40.0	55.0	0.32
01 021 010	DR-S 27 x 40	40	45	22 ^{+0.25}	45 ^{+0.2}	27	4.7	10.7	17.5	26.9	39.5	57.0	0.26
01 021 011	DR-S 27 x 60	60	65	22 ^{+0.25}	45 ^{+0.2}	27	7.0	16.0	26.3	40.3	59.3	85.5	0.39
01 021 012	DR-S 27 x 100	100	105	22 ^{+0.25}	45 ^{+0.2}	27	11.7	26.7	43.8	67.2	98.8	142.5	0.65
01 021 013	DR-S 38 x 60	60	70	30 ^{+0.25}	60 ^{+0.15}	38	13.0	30.4	50.6	78.0	113.0	162.0	0.67
01 021 014	DR-S 38 x 80	80	90	30 ^{+0.25}	60 ^{+0.15}	38	17.3	40.5	67.5	104.0	151.0	216.0	0.90
01 021 015	DR-S 38 x 120	120	130	30 ^{+0.25}	60 ^{+0.15}	38	26.0	60.8	101.2	156.0	226.0	324.0	1.32
01 021 016	DR-S 45 x 80	80	90	35 ^{+0.25}	72 ^{+0.15}	45	27.6	62.4	104.0	160.0	222.0	320.0	1.17
01 021 017	DR-S 45 x 100	100	110	35 ^{+0.25}	72 ^{+0.15}	45	34.5	78.0	130.0	200.0	278.0	400.0	1.45
01 021 018	DR-S 45 x 150	150	160	35 ^{+0.25}	72 ^{+0.15}	45	51.8	117.0	195.0	300.0	420.0	600.0	2.15
01 021 019	DR-S 50 x 120	120	130	40 ^{+0.25}	78 ^{+0.15}	50	51.0	133.0	250.0	395.0	570.0	780.0	2.10
01 021 020	DR-S 50 x 200	200	210	40 ^{+0.25}	78 ^{+0.15}	50	102.0	260.0	475.0	745.0	1070.0	1450.0	3.46
01 021 021	DR-S 50 x 300	300	310	40 ^{+0.25}	78 ^{+0.15}	50	150.0	385.0	700.0	1100.0	1590.0	2160.0	5.12



"inserted lever core"



"outer square plug-in connection"

Plug-in Connections

An easy and cost-effective connecting variant, if the unit is under pretension and acts in **only one direction**. Alternating oscillations in both directions would cause noise due to play compensation.

* "inserted lever core":

The connection square has to be of polished quality with tolerance from h 9 to 11. According to the specific connection, edge radius the squares might have to be machined.

** "outer square plug-in connection":

The tolerance of the outer housing corresponds to commercial square tubes. The thickness of the additional protection paint of 40 to 80 μm has to be taken in consideration.